


I'm protecting the forest with Garofeu



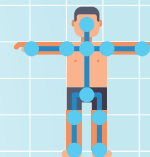
**COLOURING
PAGES AND
EDUCATIONAL
ACTIVITIES
3 - 7 YEARS OLD**

Hi, it's me Garofeu!



SAFETY IS IMPORTANT :

My safety helmet is important when I'm in the forest. When there are forest fires, I also wear safety goggles, steel-toe boots, and protective pants. At SOPFEU, we use a lot of equipment for the safety of our colleagues. Staying safe is important.



I'M GAROFEU... ..



ANIMAL :
Chipmunk, also referred to as eastern Chipmunk.



MY FAVOURITE PIECE OF CLOTHING :

The SOPFEU shirt is my favourite piece of clothing! It's a nice red shirt with reflective strips that protect SOPFEU's forest firefighters. It's made of a heat- and flame-resistant fabric.



MY QUALITIES : I'm dynamic, I like teamwork, and I protect the forest with a passion.



MY JOB : I'm educating all my human friends to pay more attention to forest fire prevention in Quebec. Humans are sadly responsible for more than 7 out of 10 forest fires in Quebec.



SOPFEU:

It stands for **S**ociété de **P**rotection des **F**orêts contre le **F**eu.

At SOPFEU, my colleagues and I protect the forest from fire!

We stop forest fires as quickly as possible to prevent them from becoming big.

We also prevent the worst by explaining to people that they must be careful with fire in forests.





That's a lot! I would love for humans to do more to protect our beautiful forests from fire. It's really easy! In this book, I'll show you how.

MY FRIENDS FROM SOPFEU AND I PROTECT THE FOREST, BUT DID YOU KNOW THAT YOU CAN PROTECT IT TOO?

Here are many activities to have fun and learn more about protecting forests from fire.

Ask an adult to participate along with you. The experience will be even more rewarding that way!





Sometimes,
when the weather is nice, warm, and dry,
there's a ban on open fires. This means that
the forest is very dry, and for purposes of protection,
you mustn't start a fire.



During an open fire ban,
you can still make a fire
if you use a spark arrester.

Pro TIP

Fires with a spark
arrester should always
be placed in an open
surface of dirt,
sand or gravel.





Whew! That was a close call!
Prevention is very important so
as not to burn the forest.



Search and find

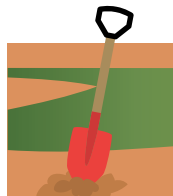
**FIND THE FIVE
CORRECT FOREST
FIRE PREVENTION
PRACTICES.**



Fire with a spark arrestor



Bucket of water near the fire



Shovel near the fire



Report a dangerous fire



Adult always nearby

**CAN YOU FIND THE FIVE
HAZARDOUS ELEMENTS
IN THE DRAWING?**




Unsafe fire



Branches near the fire




Cigarette not out



Matches left behind



Extreme fire hazard



Colour the drawing using the colour code to discover who's hidden in the image.

Clue: THEY'RE THE FOLKS WHO FIGHT FOREST FIRES THROUGHOUT QUEBEC.






Connect the dots
to reveal who is hidden
in this drawing.

There are safe and environmentally friendly alternatives to burning waste.


Composting



Green waste collection



Ecocentre






Garofeu


PUPPET

Colour me... All done?
Ask for an adult's help to cut and fold me.
All that's missing is a stick and glue to turn me
into a puppet.





OFFICIAL CERTIFICATE



Forest Protector

GAROFEU'S FRIEND

FIRST NAME, LAST NAME

I've learned the basics of forest fire protection
and I solemnly pledge to protect the forest.







If you see one or more friends playing with fire, or if you spot an unattended fire or smoke in the forest, tell an adult right away.

Pro TIP

To report a forest fire, call 1-800-463-FEUX!



13

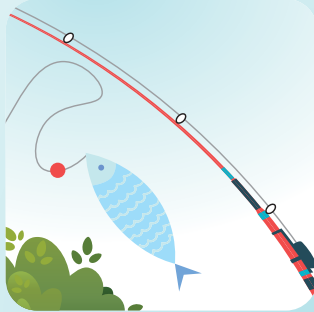
Circle the images




IN GREEN,
WHAT'S
SAFE FOR
THE FOREST




IN RED,
WHAT'S
HAZARDOUS FOR
THE FOREST



There are many ways that a forest fire can start, so stay vigilant at all times!



Before making a campfire or leaving for an off-trail ATV outing, always check the day's fire danger rating.



LOW and MODERATE:
You can make a fire, but keep an eye on it at all times.





HIGH:
If the wind is high, avoid lighting fires.



VERY HIGH and EXTREME:
Avoid lighting a fire unless it's protected with a spark arrestor.

Pro TIP

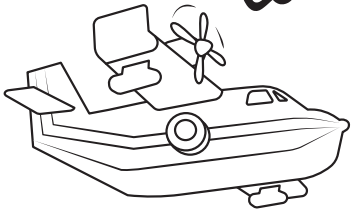
Download the SOPFEU's mobile app to easily check the day's fire danger rating.



Seven errors game


Connect each person to the fire they're dousing



A



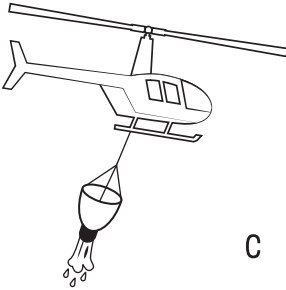
1



B



2



C



3



D



4

All these people are dousing forest fires! Use different coloured pencils to connect each person to the fire that they're going to put out.

Pro TIP

Remember, if you see a forest fire, warn an adult immediately!
1-800-463-FEUX




SOLUTIONS TO THE PUZZLE GAMES














Page 5




Page 6



Page 7

SAFE FOR THE FOREST	HAZARD FOR THE FOREST
	
<p>ATV on the road (earth, gravel)</p>	<p>ATV on long grass</p>
	
<p>Marshmallows on a metal skewer</p>	<p>Cigarettes on dry grass</p>
	
<p>Water bucket near the fire</p>	<p>Branches and leaves on fire</p>
	
<p>Fishing rod with fish</p>	<p>Matches in the grass</p>
	
<p>Fire with a spark arrester on cleared ground</p>	<p>Lightning (thunderbolts)</p>
	
<p>Compost bin</p>	<p>Fire out but still smoking</p>

Page 14



Page 16

A - 3
B - 1
C - 4
D - 2

Page 17



For more learning tools with Garofeu, go to sopfeu.qc.ca/garofeu. Our education section will expand over time!

Are you a teacher, educator, head of a daycare service, day camp or other? Would you like to introduce children to forest protection?

Contact Garofeu by email: garofeu@sopfeu.qc.ca to learn more about our educational component.

With the financial participation of



©2024 | All rights reserved to SOPFEU
Graphic design : Philippe Jobin



Practical list

**FOR YOUR FAVOURITE ADULT,
WHO'LL PREPARE A SAFE CAMPFIRE JUST FOR YOU.**

- Check the wind
- Check the fire danger rating (mobile app)
- Have water on hand near the fire (bucket and water bag)
- Prepare a fire of a maximum size of 1 m by 1 m, on open surface of dirt or gravel
- Don't play with fire or matches
- Always keep an eye on the fire



- Always put out the fire before you leave
- An adult must check for heat before you leave
- If necessary, add water, sand, and stir
- Before leaving, you must be sure that the fire is completely out



Congratulations!

YOU'RE NOW A FOREST PROTECTOR!

It's a pleasure to have you among our friends, and I'm counting on you to help us prevent forest fires in Quebec.

Don't forget!

- An adult must always build the campfire, since we must never play with fire.
- Always keep an eye on the campfire.
- Campfires must always be put out with water, and an adult must check for sources of heat before you leave the forest.

